



Lawyers Title®



SAN DIEGO COUNTY

MARKET ACTIVITY & TRENDS

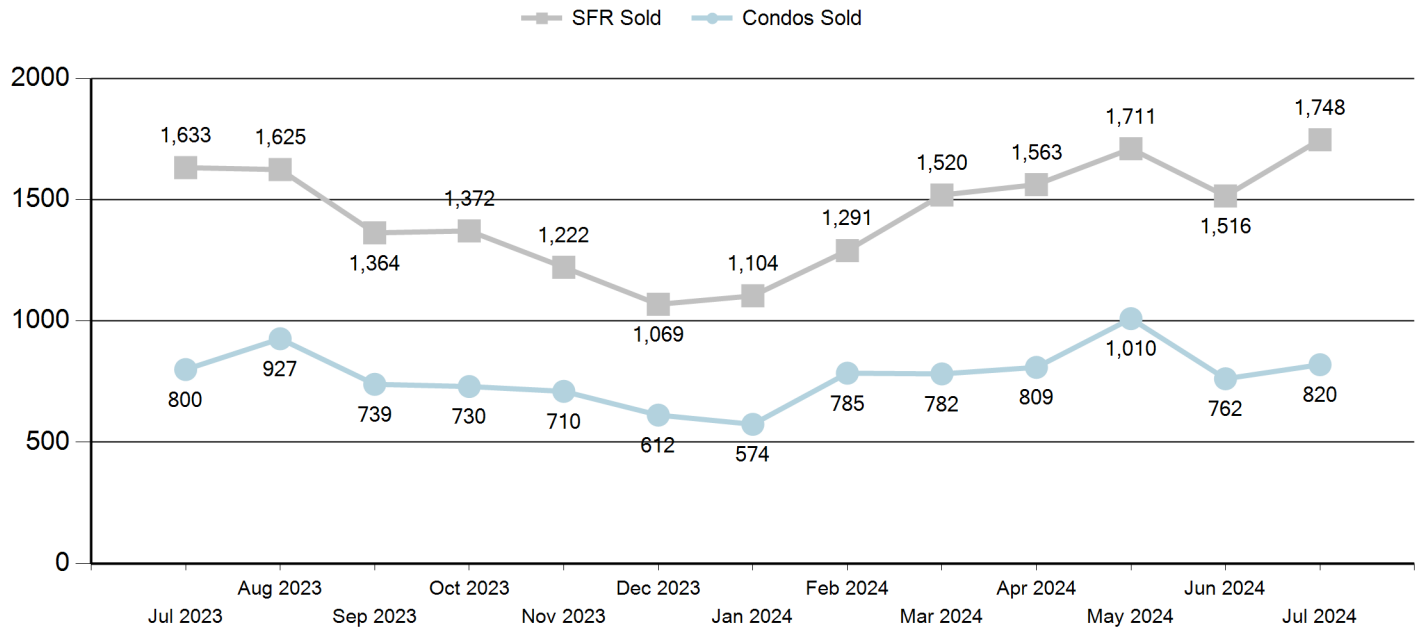
JULY 2024

MARKET ACTIVITY & TRENDS



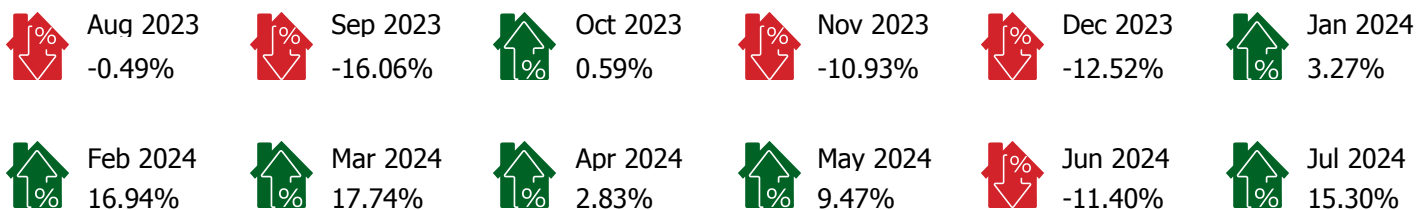
JULY 2024

SFR & CONDO SALES LAST 12 MONTHS

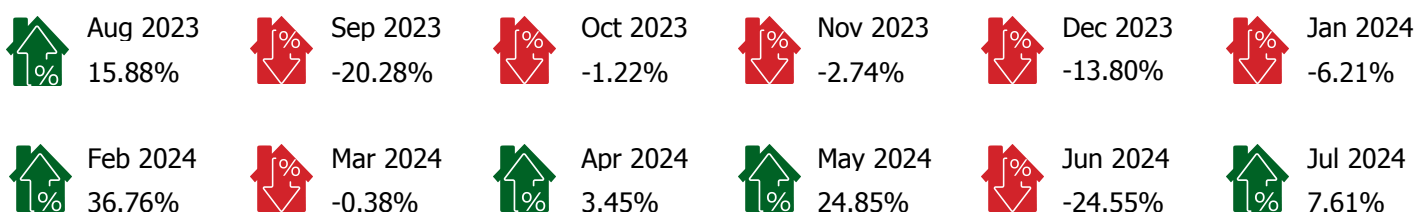


MONTH OVER MONTH TRENDS

SFR % Change



Condo % Change

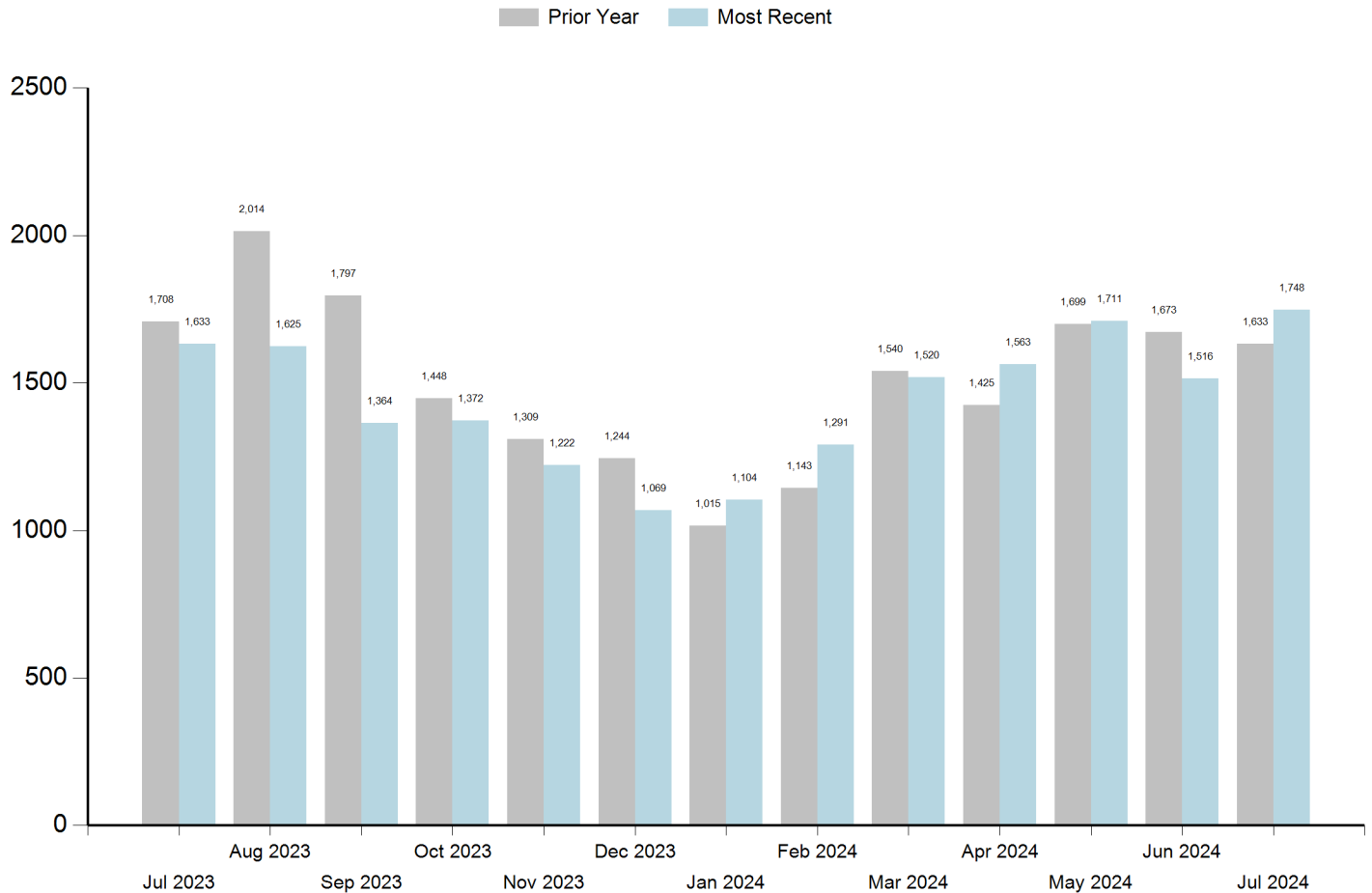


MARKET ACTIVITY & TRENDS



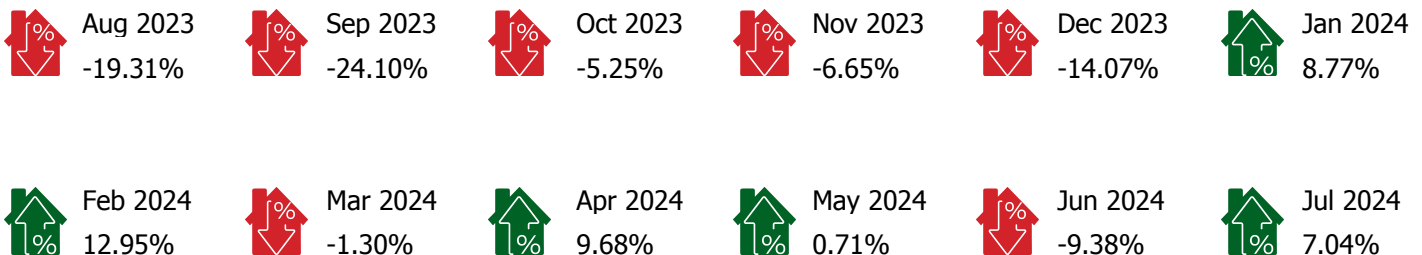
JULY 2024

SFR YEAR OVER YEAR



SFR YEAR OVER YEAR TRENDS

SFR % Change

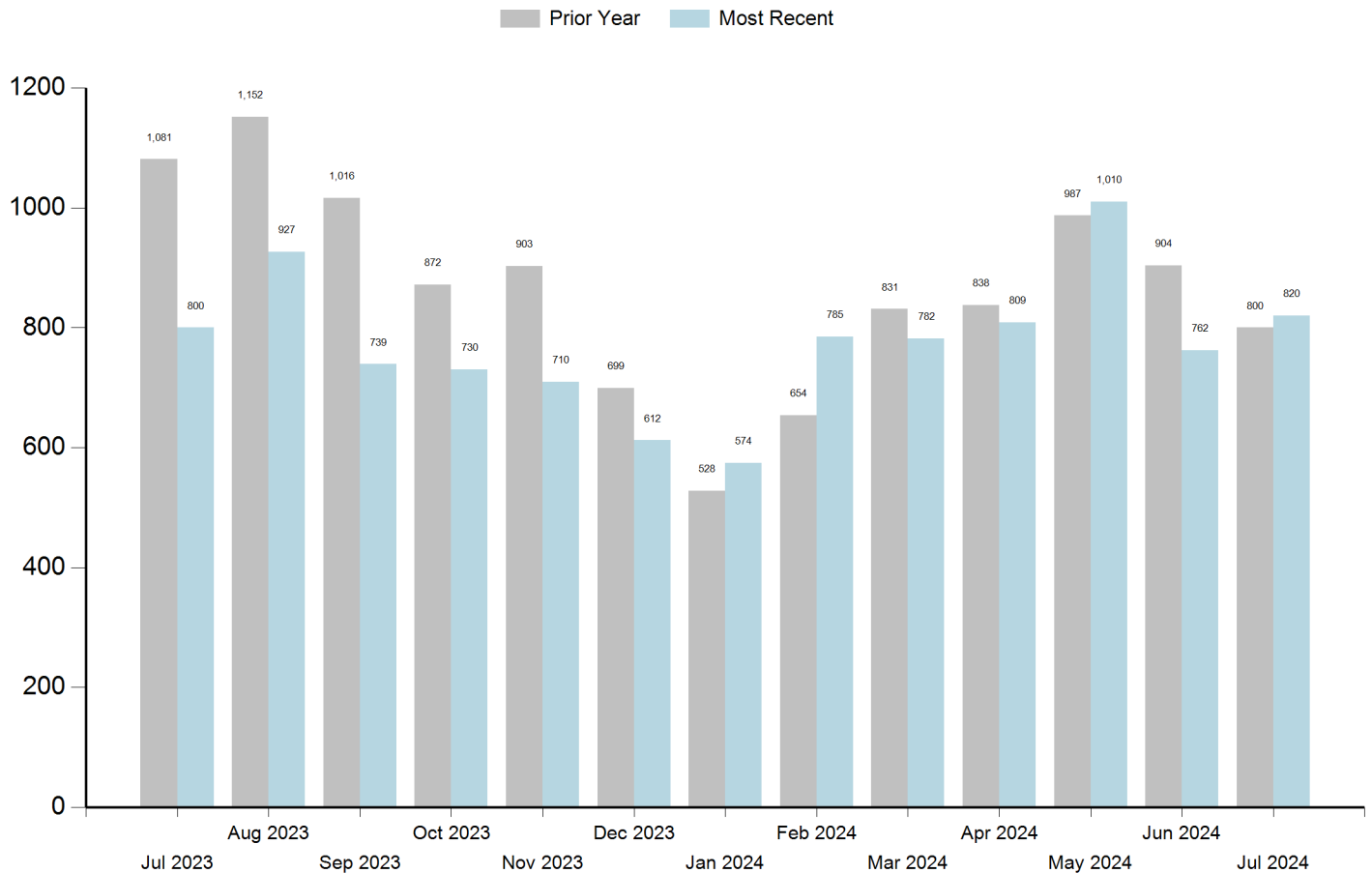


MARKET ACTIVITY & TRENDS



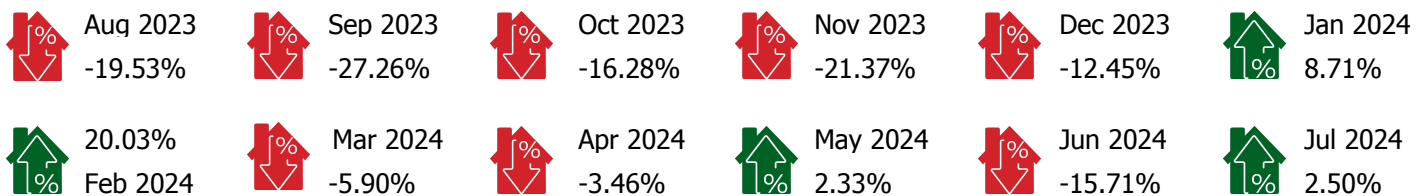
JULY 2024

CONDO YEAR OVER YEAR



CONDO YEAR OVER YEAR TRENDS

CONDO % Change

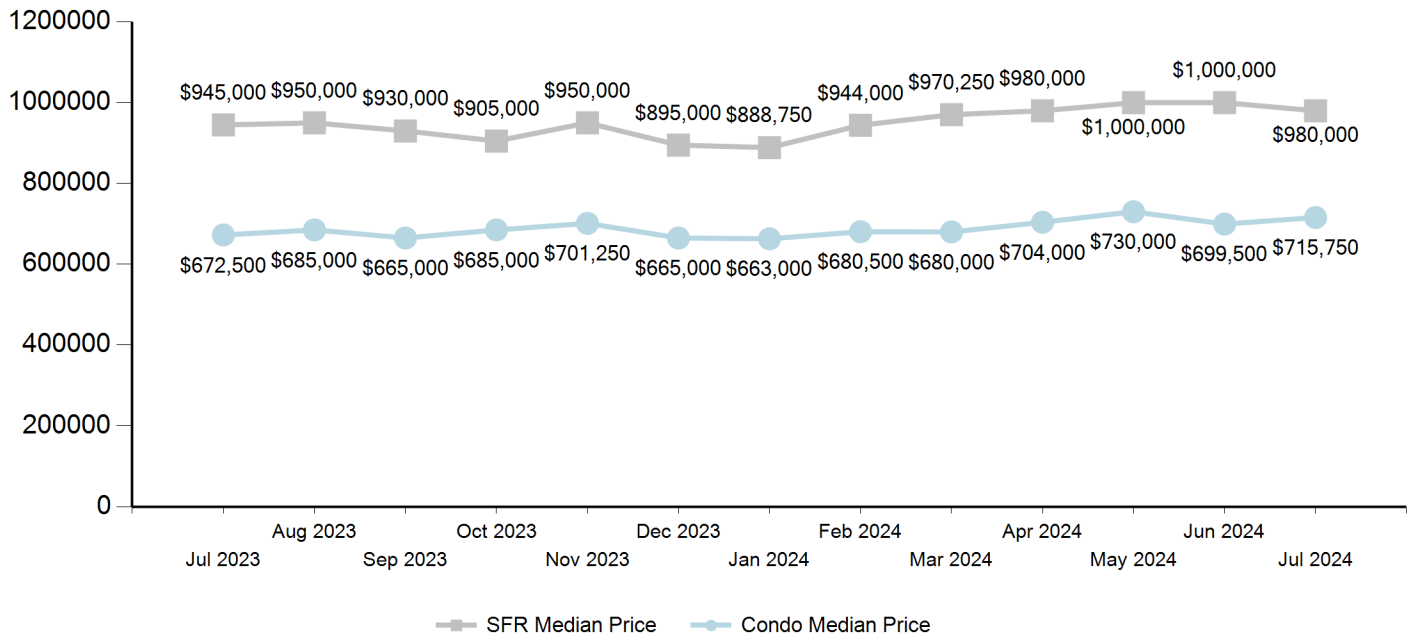


MARKET ACTIVITY & TRENDS



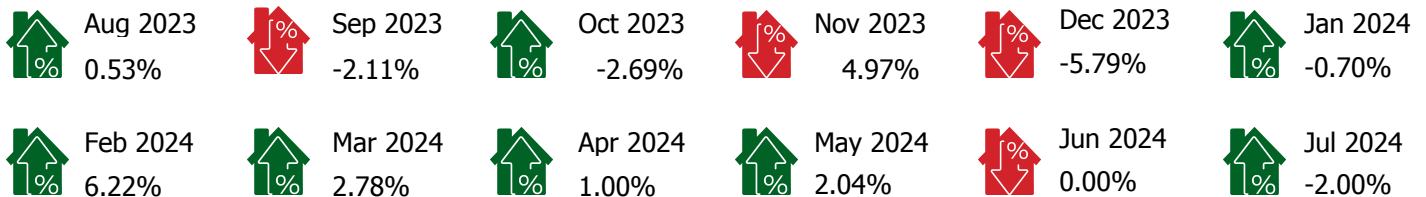
JULY 2024

SFR & CONDO MEDIAN SALES PRICE LAST 12 MONTHS

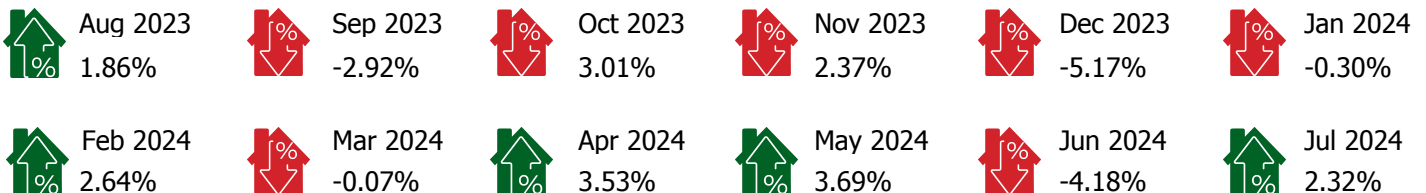


MONTH OVER MONTH TRENDS

SFR % Change



Condo % Change

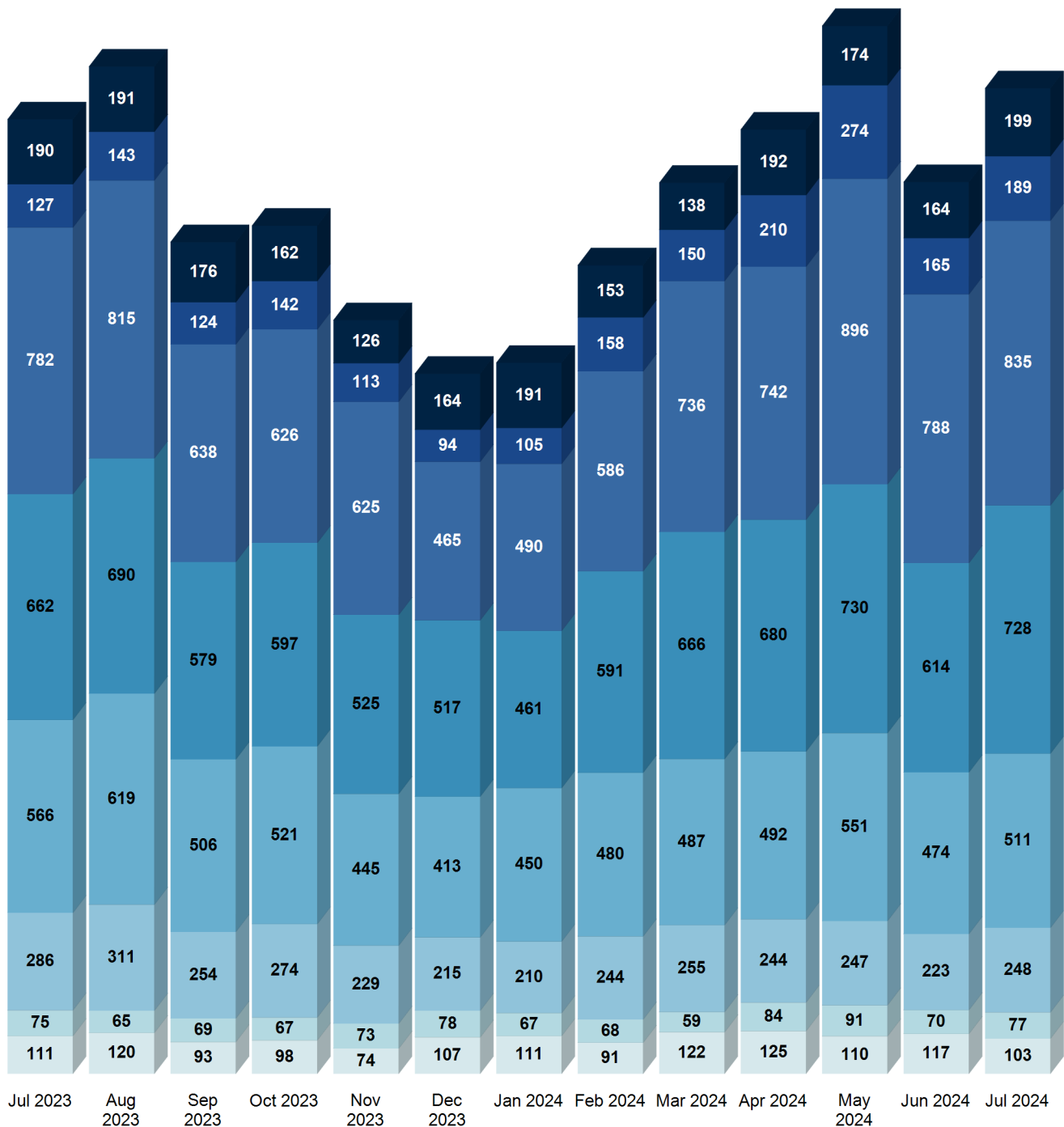


MARKET ACTIVITY & TRENDS

JULY 2024



SALES VALUE RANGES



■ \$3Mil+
 ■ \$2Mil-\$3Mil
 ■ \$1Mil-\$2Mil
 ■ \$750-1Mil
 ■ \$550-750K
 ■ \$400-550K
 ■ \$300-400K
 ■ <\$300K

MARKET ACTIVITY & TRENDS

JULY 2024



COMMUNITY NAME	ZIP CODE	SFR					Condos			
		SALES	SALES # % YOY	MEDIAN PRICE (\$1,000)	PRICE % YOY	MEDIAN \$/ Sq. Ft.	SALES	SALES # % YOY	MEDIAN PRICE (\$1,000)	PRICE % YOY
ALPINE	91901	16	-9.00%	\$1,055	26.35%	\$455	4	-20.69%	\$550	25.00%
BONITA	91902	9	0.84%	\$1,250	9.65%	\$535	5	19.35%	\$640	59.60%
BONSALL	92003	2	-5.08%	\$1,508	53.63%	\$414	1	-3.33%	\$685	-8.73%
BORREGO SPRINGS	92004	7	1.12%	\$390	44.71%	\$246	0	-40.00%	\$0	0.00%
BOULEVARD	91905	1	-35.29%	\$515	63.49%	\$333	0	-100.00%	\$0	0.00%
CAMPO	91906	5	1.75%	\$450	-16.67%	\$279	0	-100.00%	\$0	0.00%
CARDIFF	92007	7	33.78%	\$2,095	-0.24%	\$1,137	2	100.00%	\$2,253	107.96%
CARLSBAD	92008	19	-0.55%	\$1,750	16.67%	\$816	12	4.55%	\$853	-53.92%
CARLSBAD	92009	31	4.84%	\$1,985	11.52%	\$662	18	11.33%	\$890	16.49%
CARLSBAD	92010	18	-8.64%	\$1,463	15.84%	\$670	5	-4.35%	\$850	-7.10%
CARLSBAD	92011	22	8.33%	\$1,812	0.11%	\$736	4	-9.89%	\$1,428	19.71%
CARLSBAD TOTAL		90	1.00%	\$1,752	11.03%	\$721	39	0.41%	\$1,005	-6.21%
CHULA VISTA	91910	26	5.37%	\$868	13.03%	\$495	14	-3.97%	\$618	-1.94%
CHULA VISTA	91911	24	-10.00%	\$826	6.55%	\$632	4	57.14%	\$516	-8.67%
CHULA VISTA	91913	29	-7.42%	\$932	-2.92%	\$483	32	-47.88%	\$737	6.81%
CHULA VISTA	91914	13	26.51%	\$1,280	27.30%	\$503	1	-34.69%	\$795	24.90%
CHULA VISTA	91915	5	-15.65%	\$1,015	-5.01%	\$435	23	-41.52%	\$743	9.62%
CHULA VISTA TOTAL		97	-0.24%	\$984	7.79%	\$509	74	-14.18%	\$682	6.14%
CORONADO	92118	13	14.04%	\$2,650	-15.29%	\$1,655	9	21.14%	\$2,724	34.49%
DEL MAR	92014	12	1.72%	\$3,467	-13.33%	\$1,460	4	-11.94%	\$2,895	31.63%
DESCANSO	91916	4	-15.15%	\$678	27.23%	\$367	0	0.00%	\$0	0.00%
EL CAJON	92019	19	-7.10%	\$985	9.44%	\$490	12	16.82%	\$499	-4.32%
EL CAJON	92020	21	-1.35%	\$840	3.70%	\$510	10	2.00%	\$419	-23.42%
EL CAJON	92021	44	-11.72%	\$753	-1.15%	\$497	8	-18.80%	\$451	-10.43%
EL CAJON TOTAL		84	-6.72%	\$859	4.00%	\$499	30	0.01%	\$456	-12.72%
ENCINITAS	92024	36	-0.92%	\$1,893	14.70%	\$1,050	18	-6.51%	\$1,093	33.52%
ESCONDIDO	92025	22	7.69%	\$927	9.06%	\$593	8	-28.57%	\$630	0.00%
ESCONDIDO	92026	52	-10.14%	\$770	5.48%	\$443	2	-49.57%	\$498	-5.86%
ESCONDIDO	92027	35	-9.87%	\$790	5.33%	\$491	6	1.75%	\$437	0.06%
ESCONDIDO	92029	23	-5.00%	\$1,170	32.73%	\$499	2	-28.57%	\$750	0.00%
ESCONDIDO TOTAL		132	-4.33%	\$914	13.15%	\$506	18	-26.24%	\$579	-2.90%
FALLBROOK	92028	55	-4.88%	\$850	6.38%	\$413	9	31.48%	\$640	-11.27%
GUATAY	91931	2	0.00%	\$344	0.00%	\$782	0	0.00%	\$0	0.00%

		SFR					Condos			
COMMUNITY NAME	ZIP CODE	SALES	SALES # % YOY	MEDIAN PRICE (\$1,000)	PRICE % YOY	MEDIAN \$/ Sq. Ft.	SALES	SALES # % YOY	MEDIAN PRICE (\$1,000)	PRICE % YOY
IMPERIAL BEACH	91932	12	14.13%	\$893	-1.92%	\$818	10	8.97%	\$851	44.89%
JACUMBA	91934	2	0.00%	\$329	0.00%	\$354	0	0.00%	\$0	0.00%
JAMUL	91935	6	-6.52%	\$593	-43.54%	\$315	0	-50.00%	\$0	0.00%
JULIAN	92036	12	-28.87%	\$525	16.82%	\$523	0	0.00%	\$0	0.00%
LA JOLLA	92037	27	11.65%	\$2,925	-13.89%	\$1,158	22	-7.14%	\$1,149	12.10%
LA MESA	91941	27	-1.39%	\$1,100	2.33%	\$518	2	38.10%	\$605	13.40%
LA MESA	91942	23	-10.88%	\$875	4.17%	\$646	10	-1.88%	\$600	4.35%
LA MESA TOTAL		50	-6.14%	\$988	3.25%	\$582	12	18.11%	\$603	8.87%
LAKESIDE	92040	25	-18.52%	\$810	-6.17%	\$505	8	-13.08%	\$545	49.32%
LEMON GROVE	91945	12	-6.22%	\$743	12.16%	\$572	4	278.57%	\$559	0.00%
NATIONAL CITY	91950	17	-19.78%	\$640	-9.22%	\$511	0	10.53%	\$0	-100.00%
OCEANSIDE	92054	21	21.61%	\$1,420	19.53%	\$753	9	5.84%	\$765	-19.47%
OCEANSIDE	92056	58	0.98%	\$920	5.02%	\$550	7	31.79%	\$800	7.17%
OCEANSIDE	92057	59	-5.48%	\$730	7.35%	\$478	7	0.81%	\$670	20.72%
OCEANSIDE	92058	16	-32.23%	\$893	29.16%	\$520	6	-1.54%	\$543	-4.07%
OCEANSIDE TOTAL		154	-3.78%	\$991	15.27%	\$575	29	9.23%	\$694	1.09%
PALA	92059	1	100.00%	\$1,120	0.00%	\$540	0	0.00%	\$0	0.00%
PAUMA VALLEY	92061	1	50.00%	\$740	-15.43%	\$334	0	300.00%	\$0	0.00%
PINE VALLEY	91962	6	-27.27%	\$524	-26.63%	\$339	0	0.00%	\$0	0.00%
POWAY	92064	36	1.04%	\$1,115	-17.38%	\$599	6	-48.39%	\$703	22.17%
RAMONA	92065	38	-21.22%	\$834	-1.65%	\$426	3	-9.30%	\$445	-1.11%
RANCHO SANTA FE	92067	15	16.30%	\$4,500	9.76%	\$1,215	0	-40.00%	\$0	-100.00%
RANCHO SANTA FE	92091	7	1.43%	\$2,445	-45.67%	\$975	0	38.46%	\$0	-100.00%
RANCHO SANTA FE TOTAL		22	8.86%	\$3,473	-17.96%	\$1,095	0	-0.77%		-100.00%
SAN DIEGO	92101	2	-50.00%	\$68,900	28312.37%	\$64,664	53	-1.48%	\$751	-1.60%
SAN DIEGO	92102	13	20.17%	\$860	17.81%	\$703	10	36.36%	\$718	30.45%
SAN DIEGO	92103	11	5.51%	\$1,725	35.21%	\$1,066	16	-10.70%	\$890	16.80%
SAN DIEGO	92104	13	-16.04%	\$1,000	-11.89%	\$886	12	-4.83%	\$650	10.08%
SAN DIEGO	92105	22	9.28%	\$673	3.46%	\$544	8	-21.00%	\$445	6.59%
SAN DIEGO	92106	13	6.47%	\$1,950	20.00%	\$952	0	-18.37%	\$0	-100.00%
SAN DIEGO	92107	5	1.71%	\$1,921	-19.12%	\$1,004	9	31.43%	\$615	-16.33%
SAN DIEGO	92108	1	-53.33%	\$820	-4.60%	\$507	33	9.15%	\$575	-4.17%
SAN DIEGO	92109	8	3.21%	\$2,113	-3.43%	\$1,106	24	1.46%	\$795	16.91%
SAN DIEGO	92110	12	-10.09%	\$1,855	38.43%	\$1,035	16	-13.82%	\$630	-8.70%
SAN DIEGO	92111	19	17.16%	\$1,020	3.55%	\$665	13	-25.90%	\$592	-11.97%
SAN DIEGO	92113	9	19.17%	\$700	-6.04%	\$560	3	-34.48%	\$392	111.62%
SAN DIEGO	92114	27	-10.53%	\$729	8.00%	\$567	3	-8.33%	\$500	11.11%
SAN DIEGO	92115	25	4.04%	\$922	-7.57%	\$741	8	1.91%	\$487	26.49%

		SFR					Condos			
COMMUNITY NAME	ZIP CODE	SALES	SALES # % YOY	MEDIAN PRICE (\$1,000)	PRICE % YOY	MEDIAN \$/ Sq. Ft.	SALES	SALES # % YOY	MEDIAN PRICE (\$1,000)	PRICE % YOY
SAN DIEGO	92116	22	-6.21%	\$1,003	-19.32%	\$983	7	-18.80%	\$510	-11.76%
SAN DIEGO	92117	41	-6.60%	\$1,180	19.80%	\$781	8	-2.08%	\$600	0.00%
SAN DIEGO	92119	25	-6.64%	\$1,075	13.40%	\$631	5	-15.84%	\$539	2.28%
SAN DIEGO	92120	27	-5.05%	\$1,149	-0.52%	\$662	8	-17.35%	\$515	-11.36%
SAN DIEGO	92121	1	-31.82%	\$1,580	-1.56%	\$790	6	-26.47%	\$865	-1.70%
SAN DIEGO	92122	6	-12.50%	\$1,625	1.56%	\$834	21	0.90%	\$720	0.14%
SAN DIEGO	92123	15	-7.32%	\$975	4.84%	\$641	6	2.38%	\$677	35.40%
SAN DIEGO	92124	10	-13.48%	\$1,218	18.78%	\$623	4	-15.00%	\$803	5.59%
SAN DIEGO	92126	22	-3.07%	\$1,141	19.80%	\$686	21	-39.32%	\$620	-30.92%
SAN DIEGO	92127	25	-13.73%	\$2,230	16.15%	\$718	15	-35.45%	\$1,100	20.22%
SAN DIEGO	92128	26	-4.29%	\$1,178	-4.89%	\$673	45	23.62%	\$770	15.79%
SAN DIEGO	92129	33	-7.28%	\$1,502	6.45%	\$706	8	-47.62%	\$637	13.66%
SAN DIEGO	92130	25	3.96%	\$2,825	22.83%	\$937	20	-24.24%	\$979	-18.46%
SAN DIEGO	92131	19	-14.66%	\$1,804	12.72%	\$715	9	-6.31%	\$808	11.45%
SAN DIEGO	92139	6	-8.13%	\$766	4.93%	\$612	5	-15.07%	\$510	10.87%
SAN DIEGO	92154	28	-2.86%	\$768	-0.32%	\$703	20	85.12%	\$640	11.79%
SAN DIEGO	92173	2	116.67%	\$3,325	407.63%	\$2,591	2	8.70%	\$395	-9.14%
SAN DIEGO TOTAL		513	-2.46%	\$3,565	932.53%	\$2,880	418	-6.50%	\$658	4.37%
SAN MARCOS	92069	23	-21.33%	\$950	-20.83%	\$513	8	18.90%	\$770	1.25%
SAN MARCOS	92078	29	-7.46%	\$1,200	3.85%	\$583	24	-37.87%	\$831	12.50%
SAN MARCOS TOTAL		52	-14.39%	\$1,075	-8.49%	\$548	32	-9.48%	\$800	6.87%
SANTA YSABEL	92070	2	-7.69%	\$1,013	0.00%	\$451	0	0.00%	\$0	0.00%
SANTEE	92071	37	-11.71%	\$825	-0.30%	\$600	16	-29.26%	\$621	0.08%
SOLANA BEACH	92075	7	-14.10%	\$3,850	29.52%	\$1,425	7	22.97%	\$1,225	-16.10%
SPRING VALLEY	91977	28	-9.62%	\$763	2.01%	\$463	11	-17.76%	\$550	1.85%
SPRING VALLEY	91978	8	-3.92%	\$878	15.46%	\$434	2	-17.14%	\$745	45.70%
SPRING VALLEY TOTAL		36	-6.77%	\$820	8.73%	\$448	13	-17.45%	\$648	23.78%
VALLEY CENTER	92082	24	-3.83%	\$958	12.45%	\$414	0	-68.45%	\$0	-100.00%
VISTA	92081	20	5.88%	\$918	0.27%	\$505	12	74.67%	\$755	-7.71%
VISTA	92083	9	-9.52%	\$700	-1.06%	\$447	7	-30.95%	\$575	6.48%
VISTA	92084	34	9.38%	\$930	10.00%	\$465	1	12.50%	\$895	28.78%
VISTA TOTAL		63	1.91%	\$849	3.07%	\$472	20	18.74%	\$742	9.18%
WARNER SPRINGS	92086	4	42.11%	\$406	108.21%	\$237	0	0.00%	\$0	0.00%